

## Ovidrel

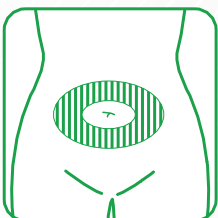
### How to use

 English

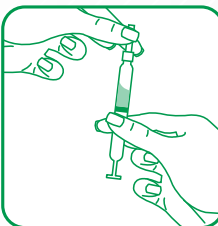
- 1** • Wash hands thoroughly.



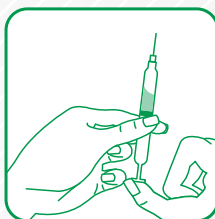
- 2** • Determine injection site as directed by your health care provider. Clean with alcohol and allow to air dry.



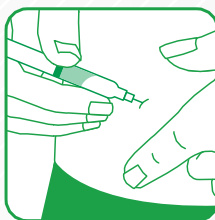
- 3** • Remove cover from needle at the end of the syringe.



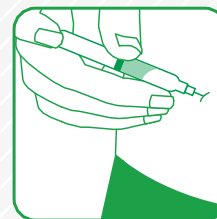
- 4** • Remove any bubbles from the syringe by pointing the needle up and tapping on the syringe. Slowly push the plunger until all air bubbles are gone and a drop of liquid appears on the tip of the needle.



- 5** • Hold the syringe in one hand, and with the other hand pinch the skin on the injection site. Insert the entire length of the needle into the skin at a 90 to 45 degree angle (right angle).



- 6** • Release the pinched skin and depress the plunger in a slow steady motion until all the medication is injected.



- 7** • Gently withdraw the needle and apply pressure to the injection site with a gauze pad. Discard syringe into a safety container.

